


# UNITED WAY OF PIERCE COUNTY FAMILY STABILITY INITIATIVES

---

*Korbett Mosesly, Family Stability Initiatives*

**“One in three Pierce County households can’t afford the basics of housing, food, health care, child care, and transportation, despite working hard.”**  
– ALICE report



# 15,000 more families become financially stable by 2028 – Big Bold Goal



# Vision

## Investing Into Systems Change is a Long-Term Commitment




# COMMON VISION & SYSTEM LEVEL INDICATORS



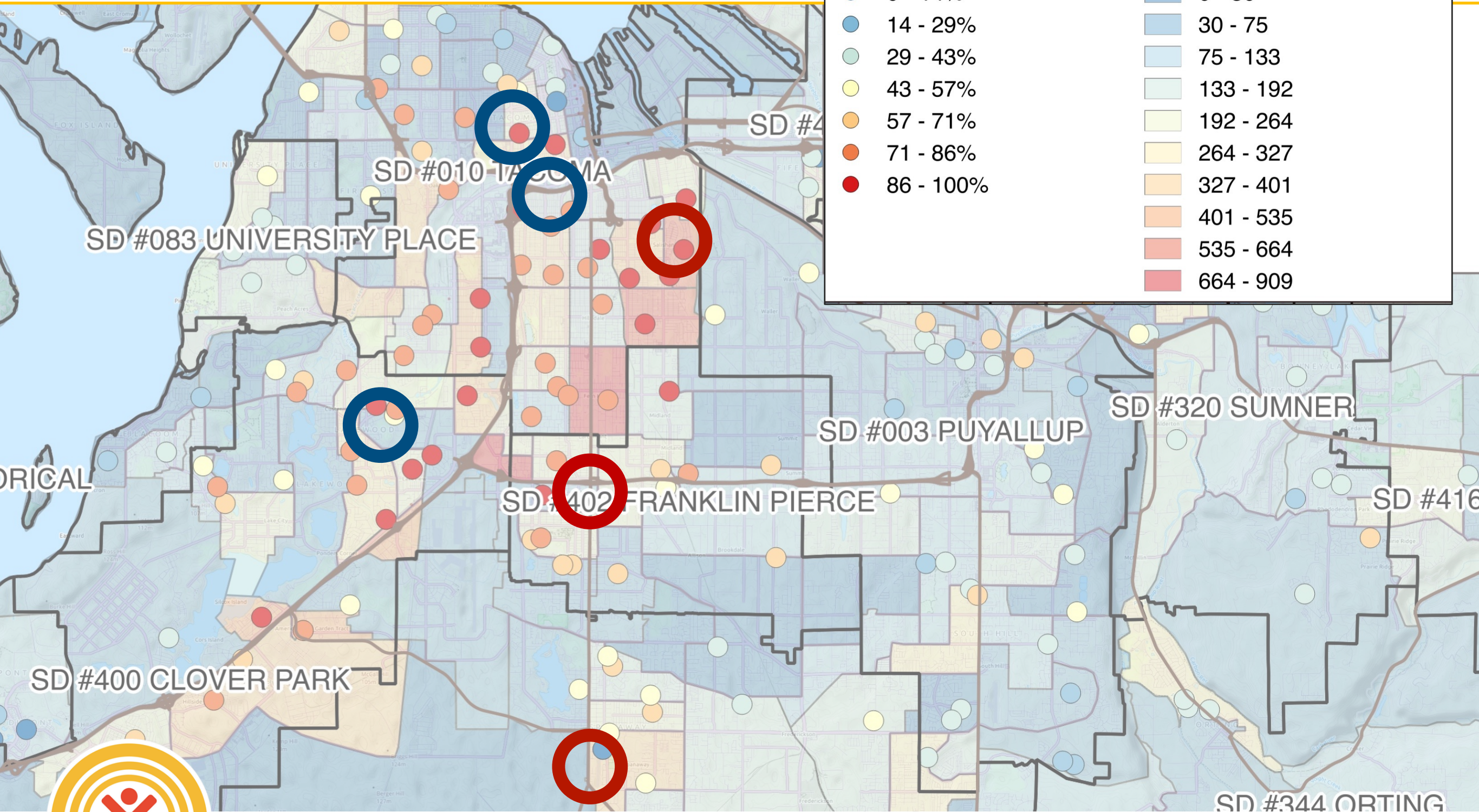
---

Be Opportunistic. Share Data.  
Tell a Story.





# BUILDING A NETWORK



Family Stability Initiatives



CSF Current Sites



CSF Potential Sites



# FOCUS ON WORKING FAMILIES

EMERGENCY  
SERVICES

**12%**

INCOME BELOW  
THE POVERTY LEVEL

PREVENTION  
SERVICES

**22%**

ALICE FAMILIES

MOBILITY  
SERVICES

ASSET  
SERVICES

**Thriving**

**Self-  
sufficient**

**Stable**

**Vulnerable  
to Crisis**


**In Crisis**

**66%**

ABOVE ALICE  
THRESHOLD



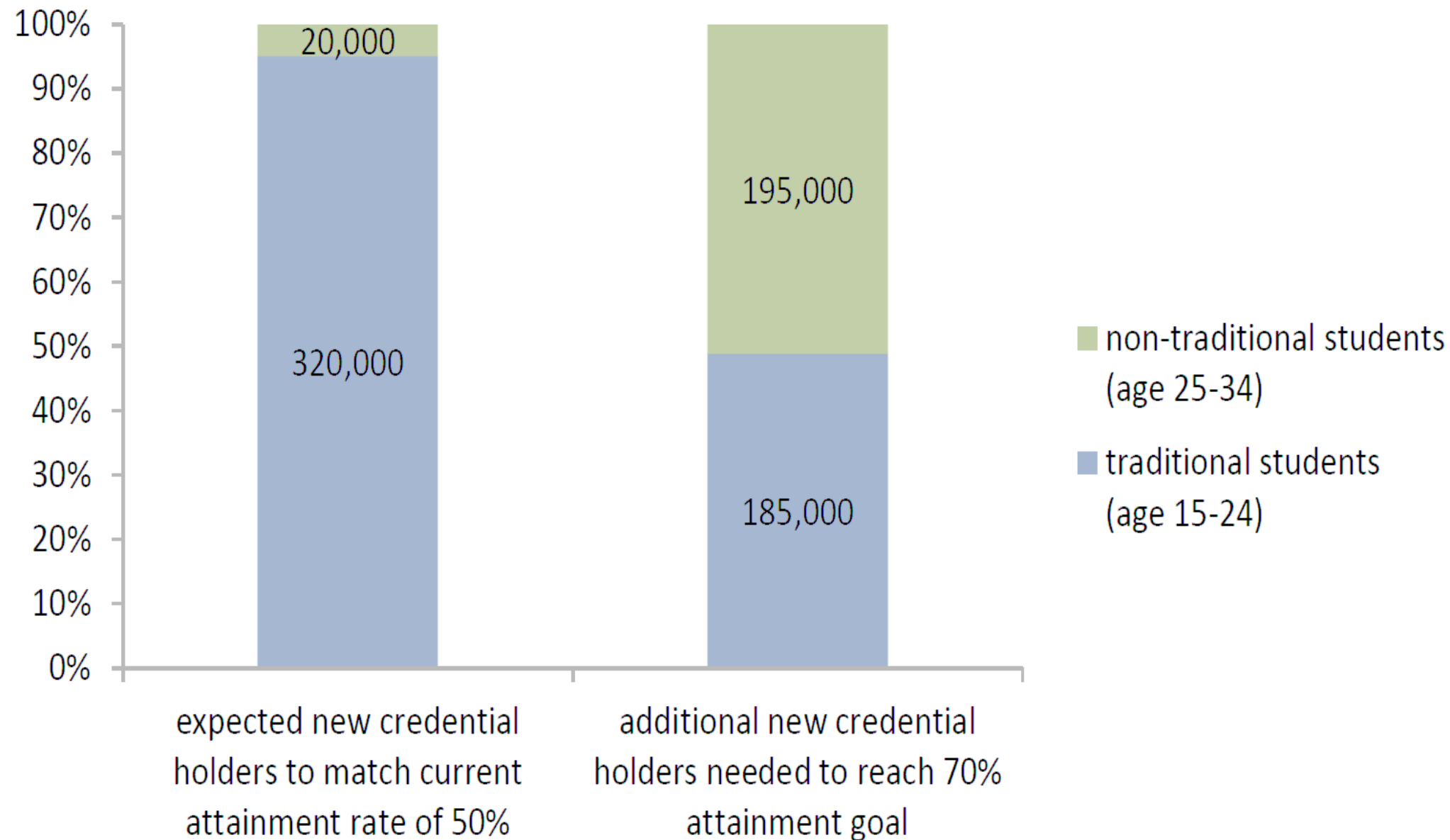
Family Stability Initiatives






# TARGETING NON-TRADITIONAL STUDENTS

185,000 more needed to meet Washington State's Workforce Demands



Source: Washington State Student Achievement Council

Family Stability Initiatives



# JOB MARKET

OPENINGS BY SECTOR	AVG. ANNUAL OPENINGS		
OCCUPATIONS	2014 - 2019	2019 - 2024	MEDIAN HOURLY
Food Preparation Related	17,972	14,321	\$11.35
Sales and Related	16,858	13,865	\$14.35
Office and Administrative Support	16,374	14,997	\$17.75
Food and Beverage Serving Workers	10,713	8,364	\$11.35
Retail Sales Workers	10,436	8,180	\$11.88
Transportation and Material Moving	10,106	8,666	\$16.42
<b>Construction and Extraction</b>	<b>8,481</b>	<b>4,643</b>	<b>\$25.23</b>
Education, Training, and Library	8,425	8,450	\$23.15
Management Occupations	8,034	8,104	\$50.60
Business and Financial	7,782	8,174	\$33.11
Computer Occupations	7,469	7,396	\$37.40
Healthcare Practitioners	6,780	7,498	\$35.28

*Source: Washington State Employment Security Department Labor and Economic Analysis Report May 2016 and Bureau of Labor Statistics 2015 wage data*



Family Stability Initiatives



# GAP IN TRAINING TO MEET THE DEMAND





98 Training Slots



926/8,425 Jobs

Estimates



25 Youth build  
8 Wood Working  
45 Tool Center  
20 Other Programs



98  
Training



Interested



Shortage of Training  
Programs

Projected Average Annual Openings for  
Construction Trades Workers



Source: Washington State Student Achievement Council

Family Stability Initiatives




# SELLING THE ECONOMIC IMPACT


---

For every household that was previously below the federal poverty level that decided to move into the construction trades as a career, the economic benefit over a five-year period is as much as \$235,000 in local purchasing power, sales tax revenue, and reduction in public benefits. If Tacoma were able to continue 3 percent (or 254) of the statewide annual openings in the construction trades, the local economic benefit could be as much as \$59.8 million dollars over a five-year period.

254 residents could be as much as **\$59.8 million** dollars in economic benefit over a five-year period.



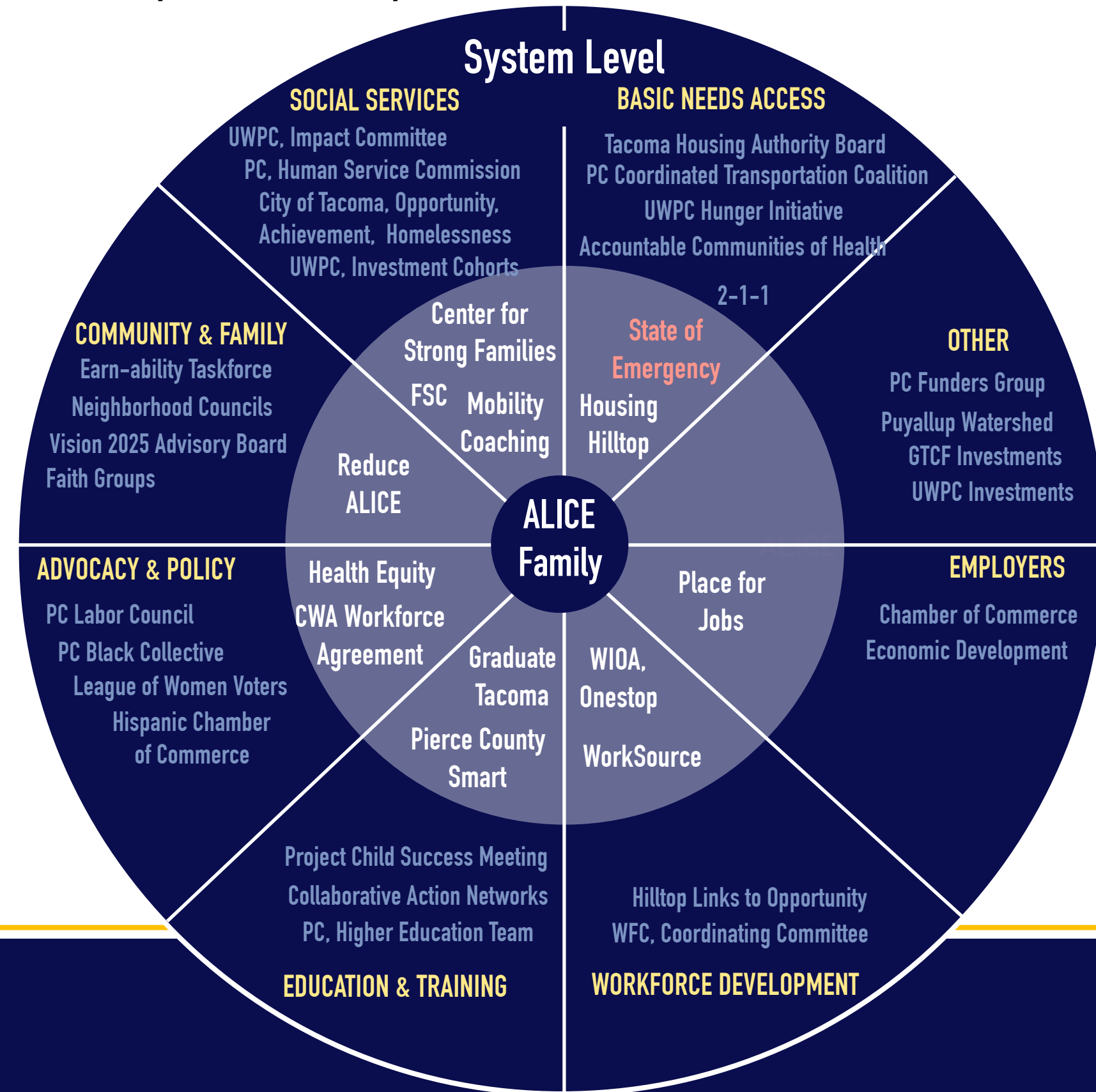
Family Stability Initiatives





# PUBLIC COALITIONS: WHERE STRATEGY IS MADE

Groups who are in a position to address ALICE



- Engage Sectors
- Affirmation of Northstar
- Align Existing Initiatives
- Strategy Inventory

# Professional Development

# ON-LINE LEARNING MANAGEMENT

The screenshot shows the LearnUpon LMS dashboard. At the top, there's a navigation bar with the LearnUpon logo, a search bar labeled 'Search Courses', and a user profile for 'Michael'. Below the navigation bar, there are tabs for 'Dashboard', 'My Courses', and 'My Live Sessions'. The main content area is divided into several sections. On the left, there's a 'Total number of courses' section with four cards: '12 Enrolled Courses', '8 Completed Courses', '3 Learning Paths', and '4 Pending Reviews'. Below this is a 'Recent Activity' section showing a notification: 'You were enrolled in Secrets of A/B Testing course. About 17 hours ago' and 'Enrolled user Ann Smith in course How to Deliver'. The main content area features two course cards. The first card is for 'How to Deliver Effective Business Presentations', showing a progress bar at 33%, status 'In Progress', 12 modules, enrolled on 02 Jul 2016, and last entered on 06 Jul 2016. The second card is for 'Photography Masterclass: Your Complete Guide to Photography', showing a description of the course and a 'Read more' link. The bottom of the dashboard shows a reflection of the content above.

## On-boarding

- Intro to CSF Model
- CSF Model Best Practices
- Salesforce Training
- ALICE
- How to Use 2-1-1

## Concepts & Strategies

- Employment Coaching
- Financial Coaching
- Income Supports & Benefit Cliffs
- Data Informed Practices
- CSF Model Best Practices

## Public Data & Misc

- Benefit Cliffs
- Career Pathways
- Public Data
- Sustainability
- Equity Assessments

# Impact

What Can We Do Together,  
that We Can't Do Alone?



# Early Results

- Private Grant Funding over \$1mil
- Key Funders Aligned Investments
- County Pilot Investments
- Positioned as Lead/Experts
- Implementing FOC Model/Network
- System Alignment Wheels Turning
- Influencing Public Policy

